

Freeway is a range of desking that offers a simple yet practical working solution. This versatile range gives a strong clean image in a crisp design which delivers intelligent results. Freeway Bench is available to order as set configurations or standalone, in-line or back to back benches for ease of specifying or alternatively Freeway can be ordered as individual components for added configurability.



## Features

### Standard Features

- Fabricated Steel legs
- Steel crossrail
- Levelling feet
- Scalloped cable access
- 25mm MFC rectangular tops

### Optional Features

- In-line or back to back benches
- Complementary Options
- Rectangular returns
- Universal screens
- All fabric screens
- Cable spine and Steel cable riser
- Meeting tables
- Modesty panels
- Cable trays and baskets
- Clad mid leg vertical riser
- Choice of finish options available  
– see finish page

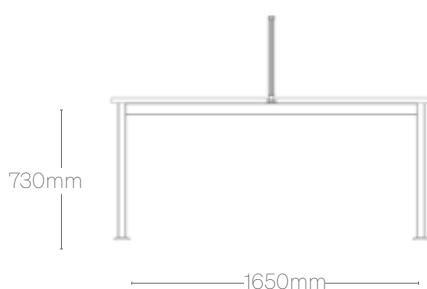
### Performance Standards

This product has been designed to conform to the following standards and has been tested for type approval.

- BS EN 527-2:2016
- BS EN 527-1:2011
- BS EN ISO 9241-5:1999

## Dimensions

### Back to back bench



### In-line desk



In-line




1 Person in line  
Widths. 1200–1800mm  
Depth. 800mm



2 Person in-line

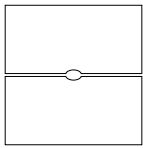


3 Person in-line

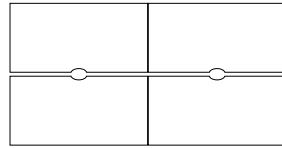


Return  
Widths.  
600/800/1000mm  
Depth. 600mm

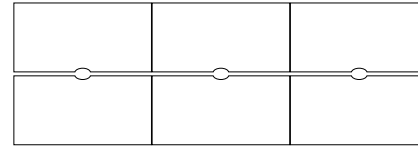
Back to back



2 Person back to back  
Widths. 1200–1800mm  
Depth. 1650mm



4 Person back to back



6 Person back to back

Tables



Table  
Widths.  
1200–1800mm  
Depth. 800mm



Table  
Widths. 1200–3600mm  
Depth. 1600mm

**Finishes**

MFC finishes



White




Strata Oak



Winter Oak



Urban Maple



Greige Castello  
Oak



Dark Rockford  
Hickory



Light Grey

Metalwork finishes



Black  
(Powder Coat)



White  
(Powder Coat)



Silver

Contrasting edge tape



Ply Effect Edging